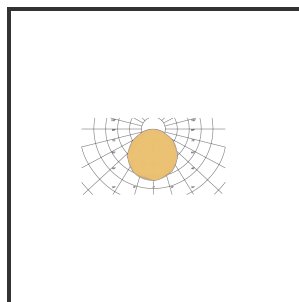
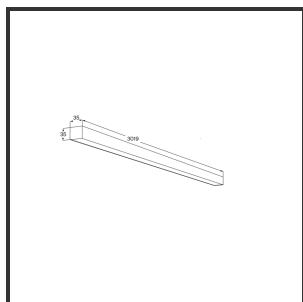



LINIA 3535 300

9010 3000K/CRI80 1-10V



Beamangle	120	Input current	650mA
CIE Flux Codes	49 80 95 99 100	IP	IP44
Colour Deviation (SDCM)	3 sdc	Color	RAL9010
Colour Temperature	3000K	Led type	SMD
Max. connected Load	100W	Lumen Maintenance	L80B10 bij 50.000
Connected Voltage	220-240V	Lumen/W	100lm/W
CRI	85	Luminous flux of luminaire	10000lm
Dim	1-10V	Material Housing	Aluminium
Dimensions	3004x35x35	Material Lens/Reflector/Diffusor	PMMA
ENEC	Ja	Mounting Type	Ceiling
Energy Efficiency Class	D	PF	0,98
Forward Voltage	105V	Protection Class	I
Frequency	50-60Hz	Standby Power	0,3W
Glow Wire Test	650°C	UGR	<25
IK	07	Weight	0,75kg/m

Reference : 000005381

Product Description

Rectangular linear lighting, famous for its sophisticated appearance. It can be used in offices to dining rooms, where general lighting with an architectural touch dominates. Available in RAL9005, RAL9010, RAL9016, aluminium or a RAL colour of your choice. The product range of the LINIA3535 is very wide, allowing you to provide different rooms with one type of lighting. Choose surface mounting, recessed, pendant or wall mounting for the desired effect. There are also options for light emission such as spot lighting (Oculi, Argus, Wink) and strategic blind covers. Possible LED drivers are dali, dali push or on/off. Optional: emergency unit and dali sensor. Driver internal. Dimensions: 3004x35x35