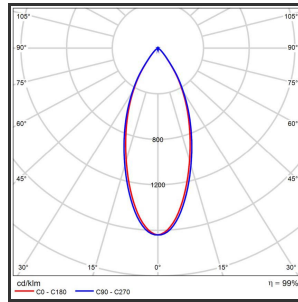
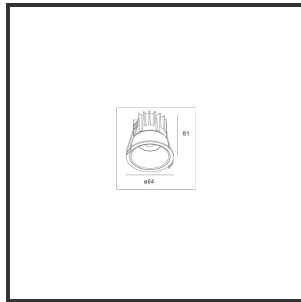



KALI

9005 9005 3000K/CRI90 50° on/off



Beamangle	50°	IP	IP33
CIE Flux Codes	98 99 100 100 92	Color	RAL9005
Colour Deviation (SDCM)	3 sdcM	Color 2	RAL9005
Colour Temperature	3000K	Led type	COB
Max. connected Load	10W	Lumen Maintenance	L80B10 bij 50.000
Connected Voltage	230V	Lumen/W	135lm/W
CRI	90	Luminous flux of luminaire	1000lm
Cut Out Dimensions	Ø78	Material Housing	Aluminium
Dim	No	Material Lens/Reflector/Diffusor	PC
Dimensions	Ø84x81	Mounting Type	Recessed
Energy Efficiency Class	D	PF	0,9
Forward Voltage	18-21V	Protection Class	I
Frequency	50-60Hz	Recess Depth	90
IK	05	UGR	<19
Input current	500mA	Weight	250g

Reference : 000003302

Product Description

This modular recessed spotlight is popular with designers. Choose your favorite colors and let the KALI blend into the interior. This type is ideal for false ceilings. 720 variations makes KALI the most versatile recessed spotlight. The body is available in RAL9005 & RAL9010, the inner ring is available in 9005, 9010, Gold, Silver, Chrome and Chrome Black. The multitude of colors makes this LED spotlight applicable in any type of space where subtlety and design prevail. Dimensions: Ø84x81, recessed size: Ø78. Choose your favorite beam angle (15°, 24°, 38° or 50°) and accent the room for an architectural touch. Available in 27000K, 3000K and 4000K. Standard in on/off, dimmable possible in dali, dali push, triac or 1-10V. Widely applicable in spaces where accent lighting and design are paramount. From residential to office lighting.